

Datasheet for #sbcw23916 DN

Recommendations:

Please read the User Manual and have a look at the FAQ at <http://www.alpeslasers.ch/?a=142>

WARNING: Operating the laser with higher current or voltage than specified in this document may cause damage and will result in loss of warranty, unless Alpes Lasers has permitted to do so!

WARNING: Beware of the polarity of the laser. This laser has to be powered with negative bias and positive bias on the specific zones drawn below. To be used with a high compliance CW laser driver capable of reaching the operating current and voltage indicated in this datasheet, or up to 2.5A/20V.



Figure 1: Mechanical and electrical interface for #sbcw23916 DN (please note that AlN submount numbering is A0XT1)

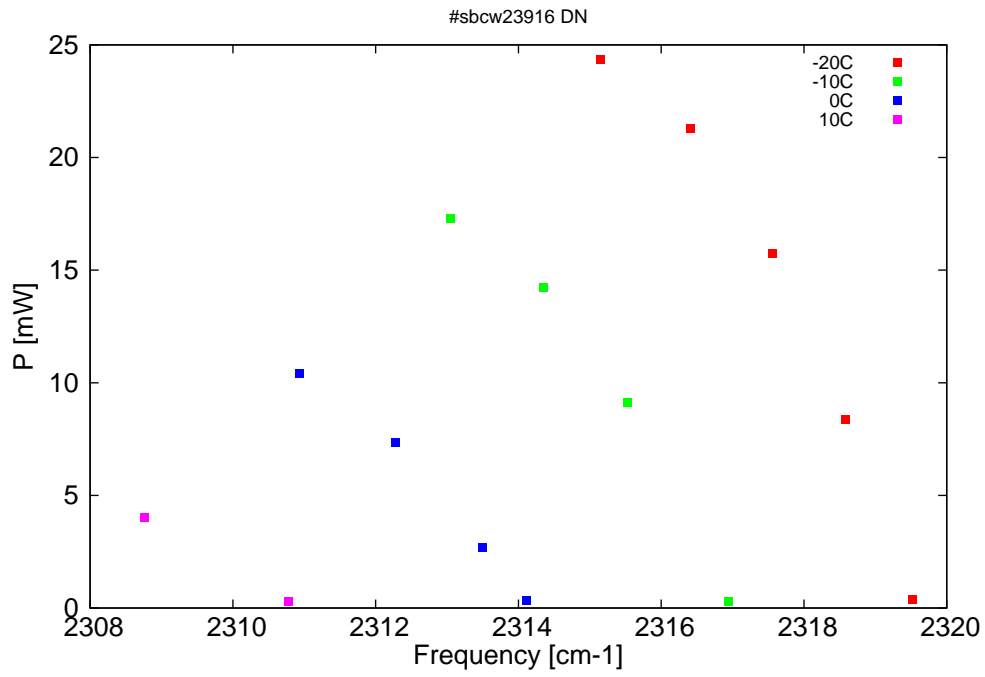


Figure 2: Output power as a function of the singlemode emission frequencies and temperatures

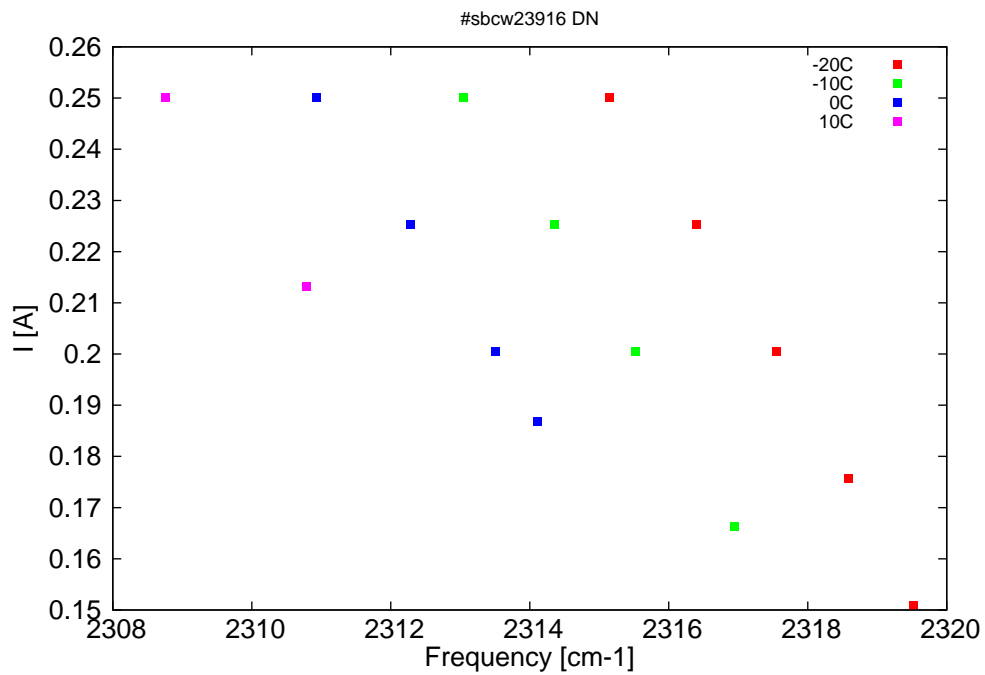


Figure 3: Applied DC current as a function of singlemode emission frequencies and temperatures

λ [nm]	ν [cm ⁻¹]	P[mW]	Temp[°C]	U_{LASER} [V]	I[A]
4311.2	2319.5	0.4	-20	13.09	0.151
4313	2318.6	8.4	-20	13.39	0.176
4314.9	2317.6	15.7	-20	13.7	0.201
4317	2316.4	21.3	-20	14.01	0.225
4319.4	2315.1	24.4	-20	14.33	0.25
4316	2316.9	0.3	-10	13.18	0.166
4318.7	2315.5	9.1	-10	13.6	0.201
4320.9	2314.4	14.2	-10	13.9	0.225
4323.3	2313	17.3	-10	14.22	0.25
4321.3	2314.1	0.4	0	13.35	0.187
4322.4	2313.5	2.7	0	13.51	0.201
4324.7	2312.3	7.3	0	13.81	0.225
4327.3	2310.9	10.4	0	14.12	0.25
4327.5	2310.8	0.3	10	13.61	0.213
4331.3	2308.8	4	10	14.05	0.25

Table 1: Singlemode optical output power as function of operating parameters.

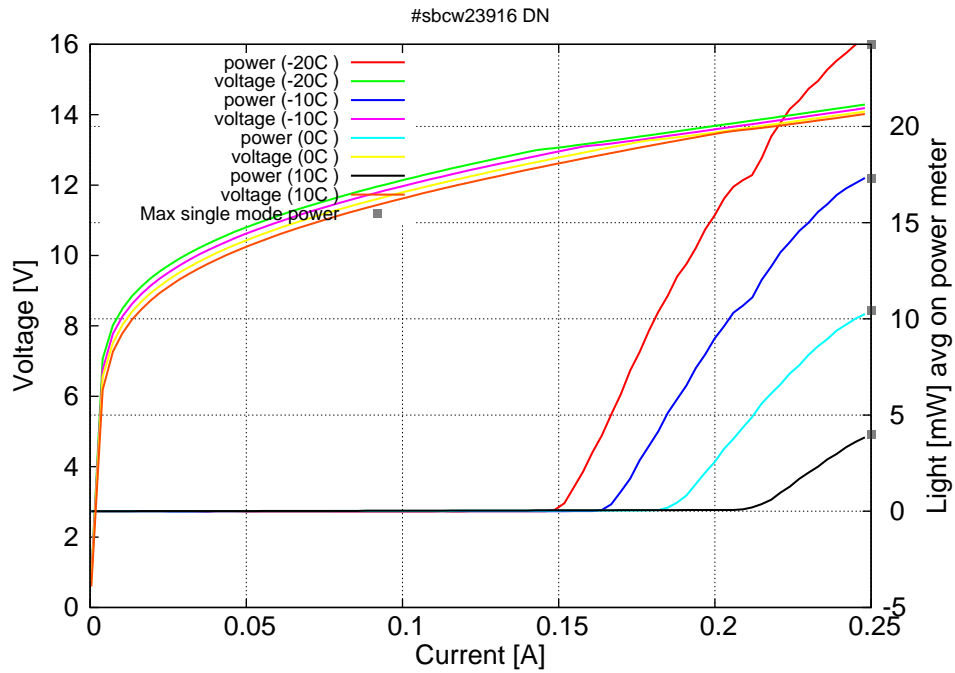


Figure 4: voltage and avg power vs current in continuous-wave operation (the solid squares indicate the maximum singlemode emitted power)

Note: at -20C: $I_{th}=0.15A$ / $V_{th}=13.1V$ (2-wires measurements). Maximum operation current: 0.250A for all temperatures.

Figure 3: spectra at different temperatures for various DC currents

