

Datasheet for #sbcw10071 DN

Recommendations:

Please read the User Manual and have a look at the FAQ at <http://www.alpeslasers.ch/?a=142>

WARNING: Operating the laser with higher current or voltage than specified in this document may cause damage and will result in loss of warranty, unless Alpes Lasers has permitted to do so!

WARNING: Beware of the polarity of the laser. This laser has to be powered with negative bias and positive bias on the specific zones drawn below. To use with an ILX Lightwave LDX-3232 laser driver, or equivalent.

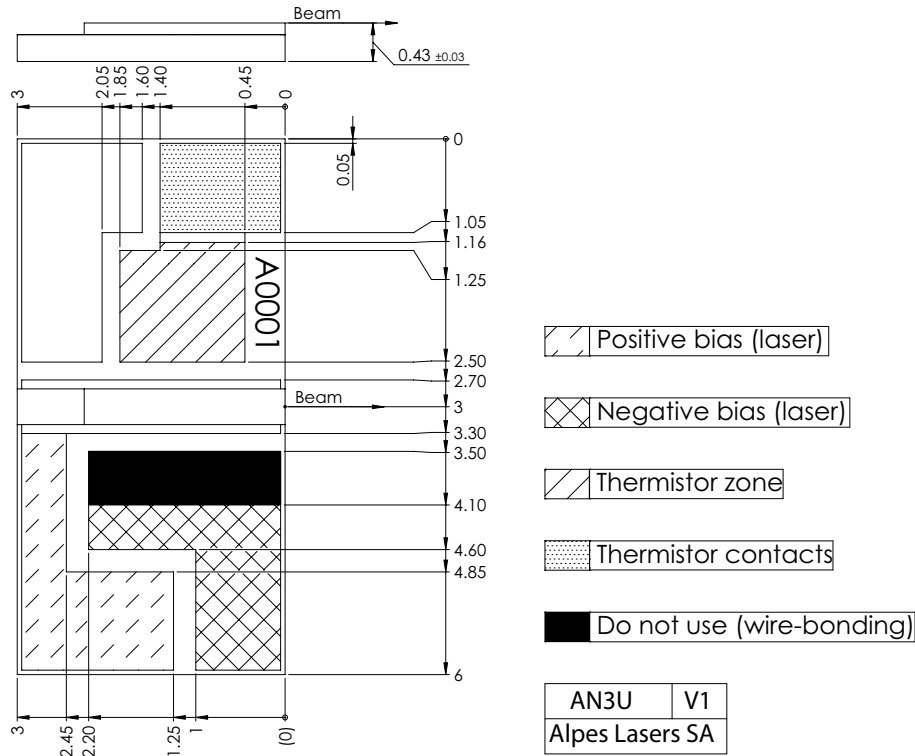


Figure 1: Support mounting for #sbcw10071 DN (please note that AlN submount numbering is A042F)

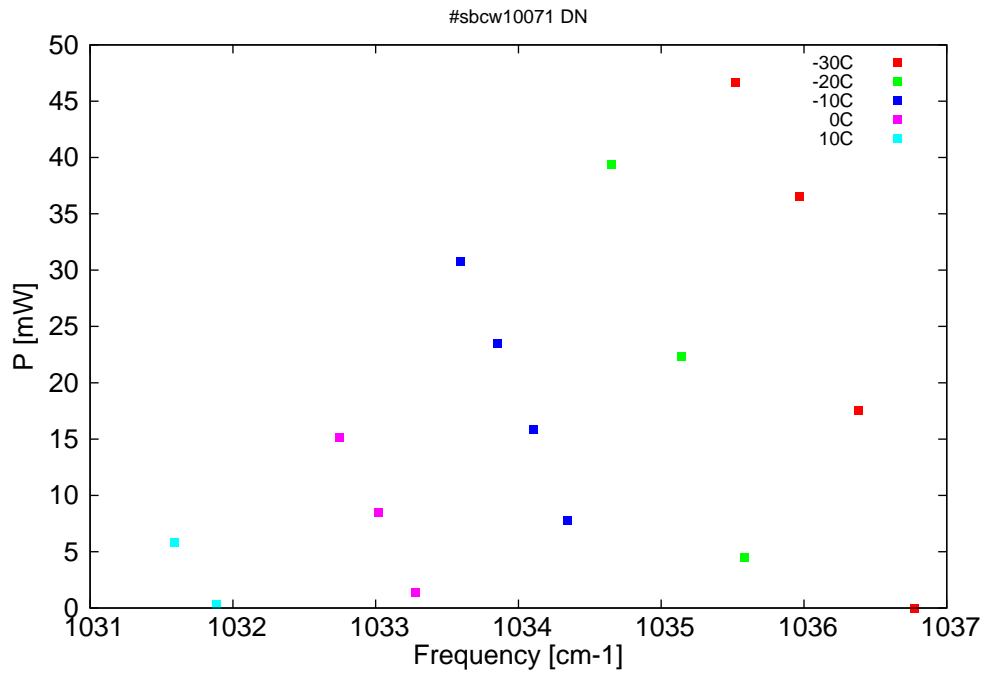


Figure 2: Output power as a function of the singlemode emission frequencies and temperatures

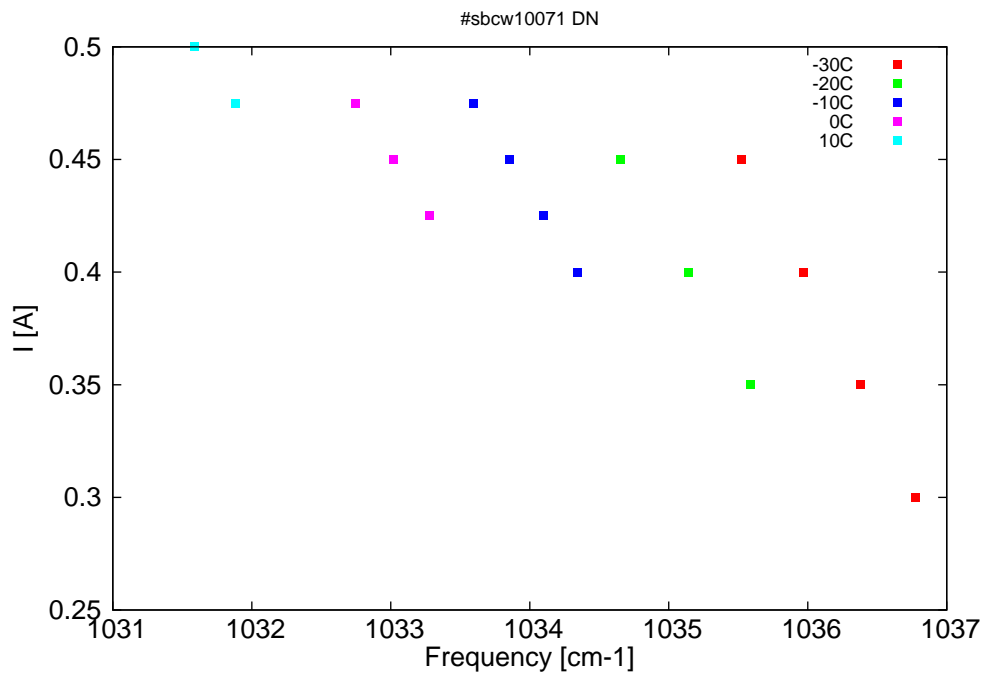


Figure 3: Applied DC current as a function of singlemode emission frequencies and temperatures

| λ [nm] | ν [cm ⁻¹] | P[mW] | Temp[°C] | U_{LASER} [V] | I[A] |
|----------------|---------------------------|-------|----------|-----------------|------|
| 9645.3 | 1036.8 | 0 | -30 | 8.7 | 0.3 |
| 9649 | 1036.4 | 17.5 | -30 | 9 | 0.35 |
| 9652.8 | 1036 | 36.5 | -30 | 9.3 | 0.4 |
| 9657 | 1035.5 | 46.7 | -30 | 9.5 | 0.45 |
| 9656.4 | 1035.6 | 4.5 | -20 | 8.9 | 0.35 |
| 9660.5 | 1035.1 | 22.3 | -20 | 9.2 | 0.4 |
| 9665.1 | 1034.7 | 39.3 | -20 | 9.5 | 0.45 |
| 9668 | 1034.3 | 7.8 | -10 | 9.1 | 0.4 |
| 9670.2 | 1034.1 | 15.8 | -10 | 9.2 | 0.43 |
| 9672.5 | 1033.9 | 23.5 | -10 | 9.4 | 0.45 |
| 9675 | 1033.6 | 30.7 | -10 | 9.5 | 0.48 |
| 9677.9 | 1033.3 | 1.4 | 0 | 9.2 | 0.43 |
| 9680.4 | 1033 | 8.5 | 0 | 9.3 | 0.45 |
| 9682.9 | 1032.7 | 15.1 | 0 | 9.4 | 0.48 |
| 9691 | 1031.9 | 0.3 | 10 | 9.4 | 0.48 |
| 9693.8 | 1031.6 | 5.8 | 10 | 9.5 | 0.5 |

Table 1: Singlemode optical output power as function of operating parameters.

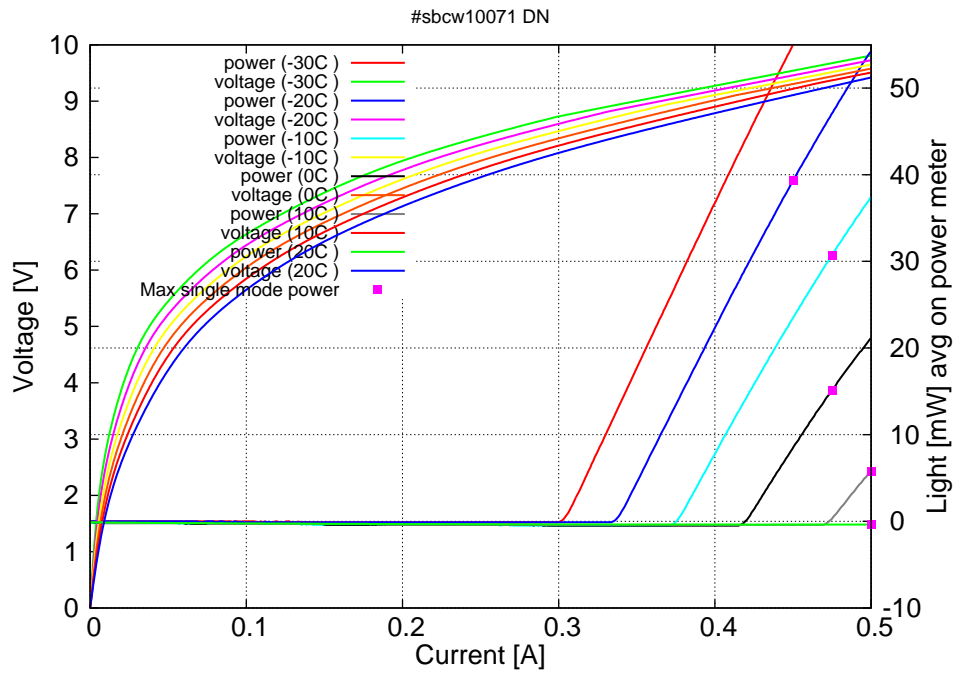


Figure 4: voltage and avg power vs current in continuous-wave operation (the solid squares indicate the maximum singlemode emitted power)

Note: at -30C: $I_{th}=0.30A$ / $V_{th}=8.7V$ (2-wires measurements). Maximum operation current: 0.45A between -30C and -20C, 0.475A between -10C and 0C, 0.5A at 10C.

Figure 3: spectra at different temperatures for various DC currents

