

Datasheet for #sbcw13868 DN

Recommendations:

Please read the User Manual and have a look at the FAQ at <http://www.alpeslasers.ch/?a=142>

WARNING: Operating the laser with higher current or voltage than specified in this document may cause damage and will result in loss of warranty, unless Alpes Lasers has permitted to do so!

WARNING: Beware of the polarity of the laser. This laser has to be powered with negative bias and positive bias on the specific zones drawn below. To be used with a high compliance CW laser driver capable of reaching the operating current and voltage indicated in this datasheet, or up to 2.5A/20V.



Figure 1: Mechanical and electrical interface for #sbcw13868 DN (please note that AlN submount numbering is A0H9L)

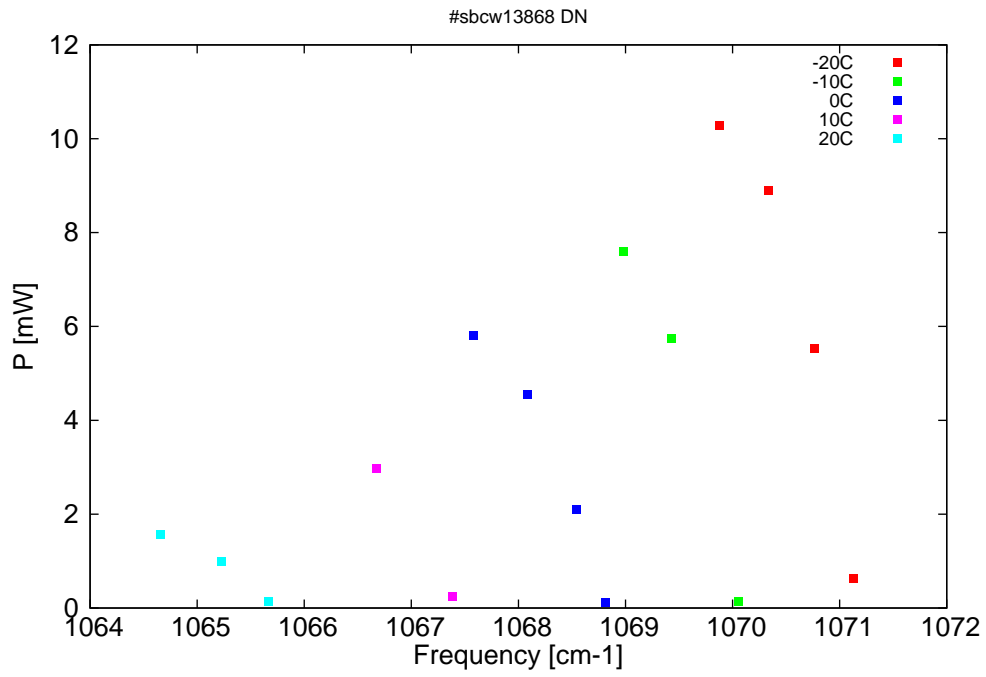


Figure 2: Output power as a function of the singlemode emission frequencies and temperatures

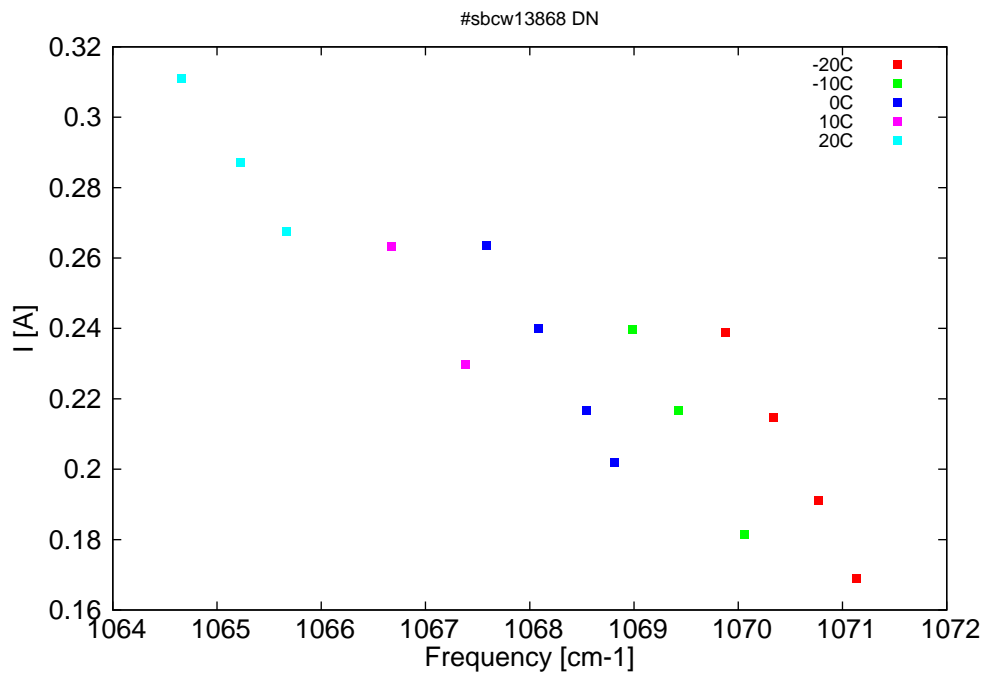


Figure 3: Applied DC current as a function of singlemode emission frequencies and temperatures

λ [nm]	ν [cm ⁻¹]	P[mW]	Temp[°C]	U_{LASER} [V]	I[A]
9335.9	1071.1	0.6	-20	11	0.17
9339.1	1070.8	5.5	-20	11.4	0.19
9342.8	1070.3	8.9	-20	11.8	0.21
9346.9	1069.9	10.3	-20	12.2	0.24
9345.3	1070.1	0.1	-10	11.1	0.18
9350.8	1069.4	5.7	-10	11.7	0.22
9354.7	1069	7.6	-10	12	0.24
9356.2	1068.8	0.1	0	11.3	0.2
9358.6	1068.5	2.1	0	11.5	0.22
9362.6	1068.1	4.6	0	11.9	0.24
9367	1067.6	5.8	0	12.2	0.26
9368.7	1067.4	0.2	10	11.6	0.23
9374.9	1066.7	3	10	12.1	0.26
9383.8	1065.7	0.1	20	11.9	0.27
9387.7	1065.2	1	20	12.2	0.29
9392.7	1064.7	1.6	20	12.5	0.31

Table 1: Singlemode optical output power as function of operating parameters.

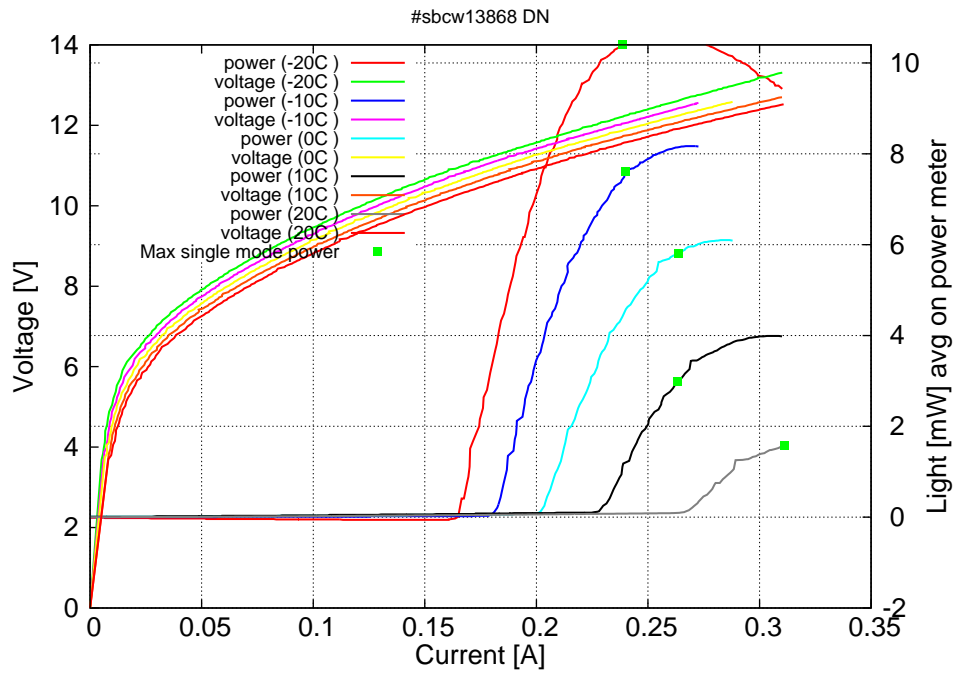


Figure 4: voltage and avg power vs current in continuous-wave operation (the solid squares indicate the maximum singlemode emitted power)

Note: at -20C: $I_{th}=0.16A$ / $V_{th}=10.9V$ (2-wires measurements). Maximum operation current: At -20C and -10C, 0.24A. At 0C and 10C, 0.263A. At 20C, 0.311A

Figure 3: spectra at different temperatures for various DC currents

