

**Datasheet for #sbcw19557 DN**

Recommendations:

Please read the User Manual and have a look at the FAQ at <http://www.alpeslasers.ch/?a=142>

**WARNING:** Operating the laser with higher current or voltage than specified in this document may cause damage and will result in loss of warranty, unless Alpes Lasers has permitted to do so!

**WARNING:** Beware of the polarity of the laser. This laser has to be powered with negative bias and positive bias on the specific zones drawn below. To be used with a high compliance CW laser driver capable of reaching the operating current and voltage indicated in this datasheet, or up to 2.5A/20V.

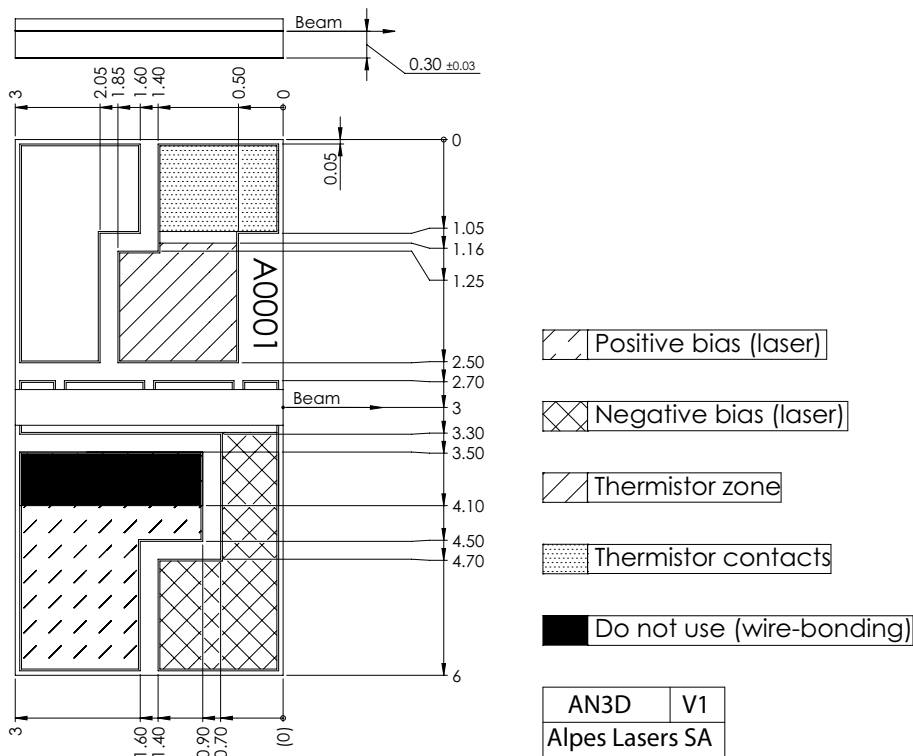


Figure 1: Mechanical and electrical interface for #sbcw19557 DN (please note that AlN submount numbering is P2371)

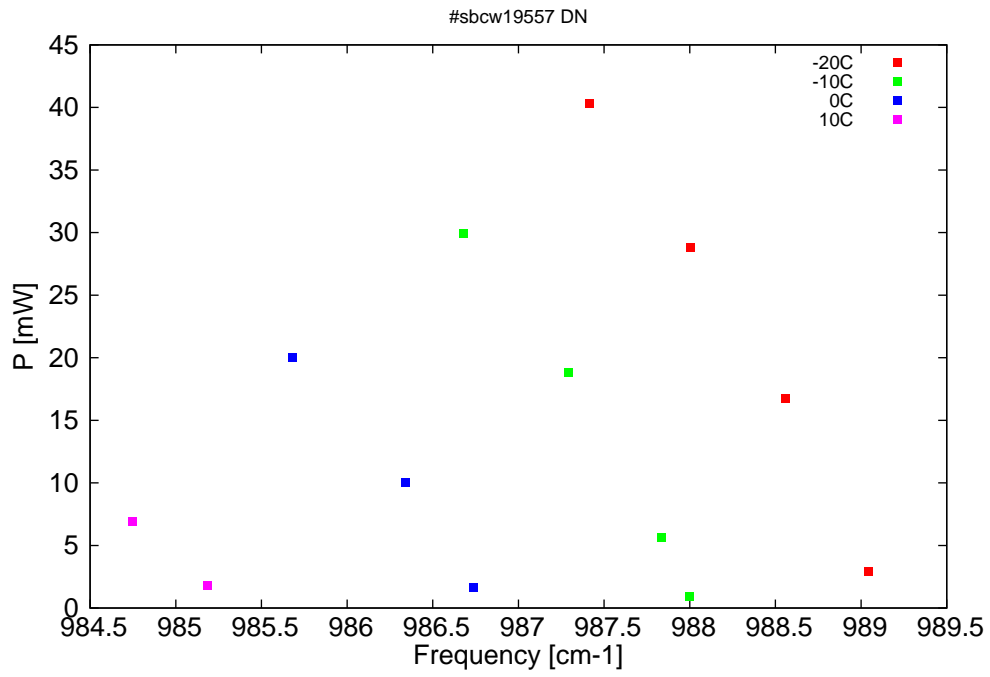


Figure 2: Output power as a function of the singlemode emission frequencies and temperatures

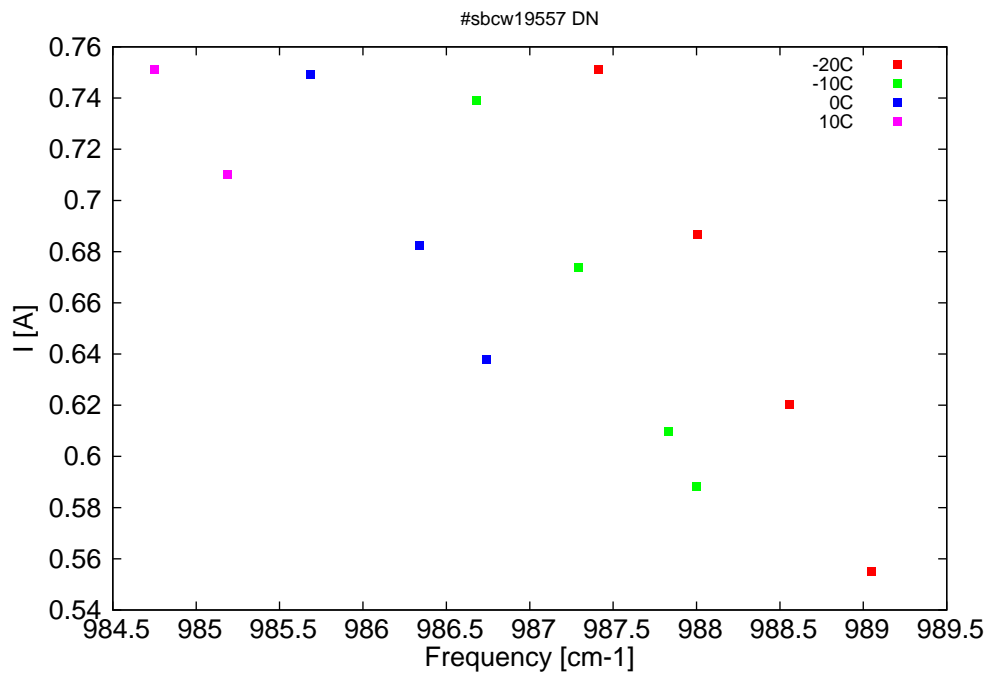


Figure 3: Applied DC current as a function of singlemode emission frequencies and temperatures

$\lambda$ [nm]	$\nu$ [cm <sup>-1</sup> ]	P[mW]	Temp[°C]	$U_{LASER}$ [V]	I[A]
10110.7	989	3	-20	8.93	0.555
10115.7	988.6	16.7	-20	9.24	0.62
10121.4	988	28.8	-20	9.57	0.687
10127.5	987.4	40.3	-20	9.92	0.751
10121.5	988	0.9	-10	9.04	0.588
10123.2	987.8	5.7	-10	9.15	0.61
10128.7	987.3	18.8	-10	9.47	0.674
10135	986.7	30	-10	9.83	0.739
10134.4	986.7	1.6	0	9.28	0.638
10138.5	986.3	10	0	9.51	0.682
10145.2	985.7	20	0	9.89	0.749
10150.4	985.2	1.8	10	9.7	0.71
10154.9	984.7	6.9	10	9.95	0.751

Table 1: Singlemode optical output power as function of operating parameters.

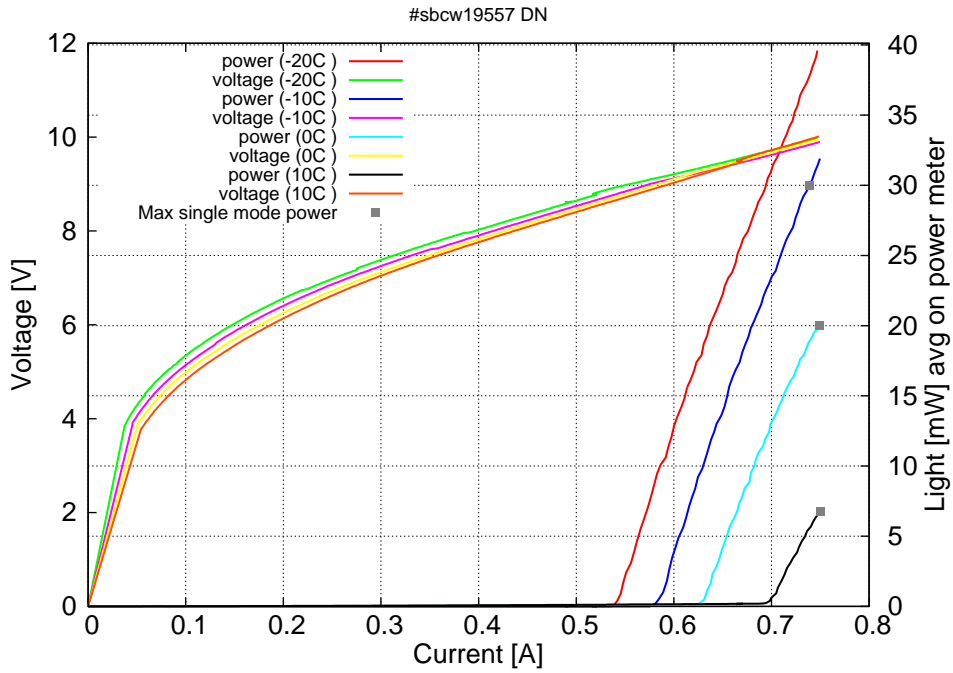


Figure 4: voltage and avg power vs current in continuous-wave operation (the solid squares indicate the maximum singlemode emitted power)

Note: at -20C:  $I_{th}=0.53A$  /  $V_{th}=8.9V$  (2-wires measurements). Maximum operation current: 0.750A for all temperatures.

Figure 3: spectra at different temperatures for various DC currents

