

Datasheet for #sbcw19621 DN

Recommendations:

Please read the User Manual and have a look at the FAQ at <http://www.alpeslasers.ch/?a=142>

WARNING: Operating the laser with higher current or voltage than specified in this document may cause damage and will result in loss of warranty, unless Alpes Lasers has permitted to do so!

WARNING: Beware of the polarity of the laser. This laser has to be powered with negative current on the laser contact (= bonding pad, corresponding to the label "laser" on the LLH) and the positive current on the base contact (= submount, corresponding to the label "base" on the LLH). To be used with a high compliance CW laser driver capable of reaching the operating current and voltage indicated in this datasheet, or up to 2.5A/20V.



Figure 1: Mechanical and electrical interface for #sbcw19621 DN

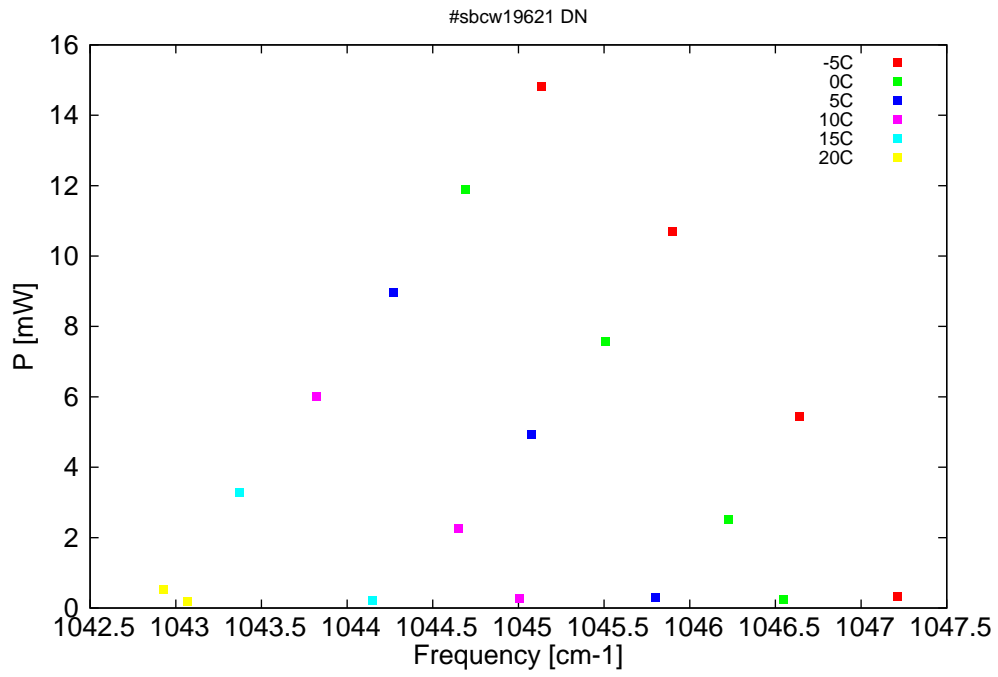


Figure 2: Output power as a function of the singlemode emission frequencies and temperatures

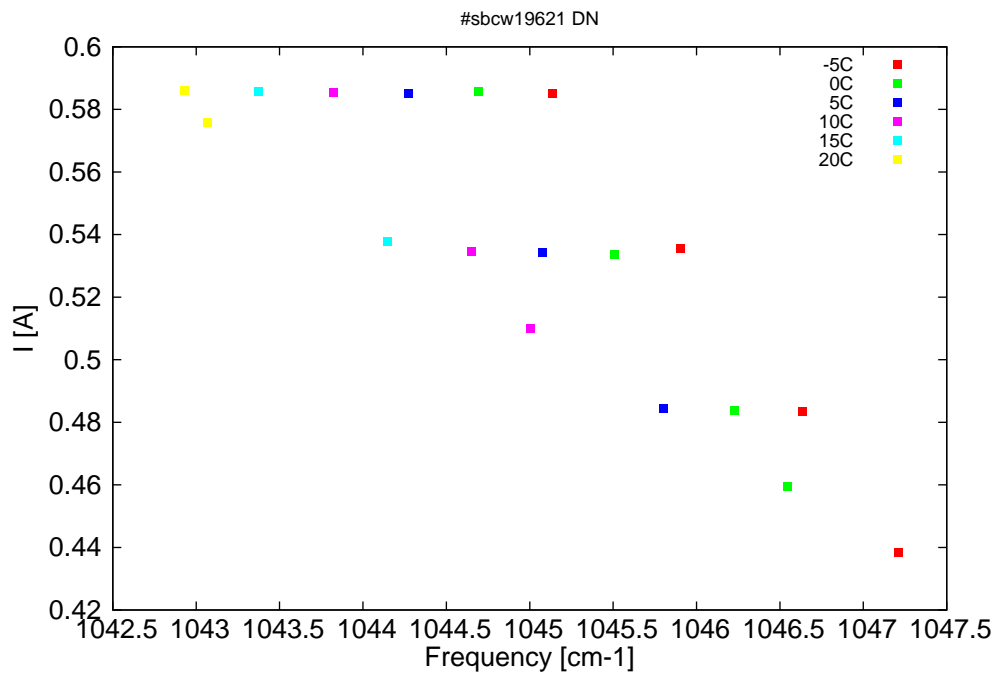


Figure 3: Applied DC current as a function of singlemode emission frequencies and temperatures

λ [nm]	ν [cm ⁻¹]	P[mW]	Temp[°C]	U_{LASER} [V]	I[A]
9549.2	1047.2	0.3	-5	9.52	0.438
9554.4	1046.6	5.4	-5	9.81	0.484
9561.1	1045.9	10.7	-5	10.15	0.535
9568.2	1045.1	14.8	-5	10.48	0.585
9555.2	1046.5	0.2	0	9.63	0.459
9558.1	1046.2	2.5	0	9.78	0.484
9564.7	1045.5	7.6	0	10.11	0.534
9572.2	1044.7	11.9	0	10.46	0.586
9562	1045.8	0.3	5	9.76	0.484
9568.7	1045.1	4.9	5	10.08	0.534
9576	1044.3	9	5	10.42	0.585
9569.3	1045	0.3	10	9.9	0.51
9572.6	1044.7	2.3	10	10.06	0.534
9580.2	1043.8	6	10	10.4	0.585
9577.2	1044.1	0.2	15	10.06	0.538
9584.3	1043.4	3.3	15	10.38	0.586
9587.1	1043.1	0.2	20	10.29	0.576
9588.4	1042.9	0.5	20	10.36	0.586

Table 1: Singlemode optical output power as function of operating parameters.

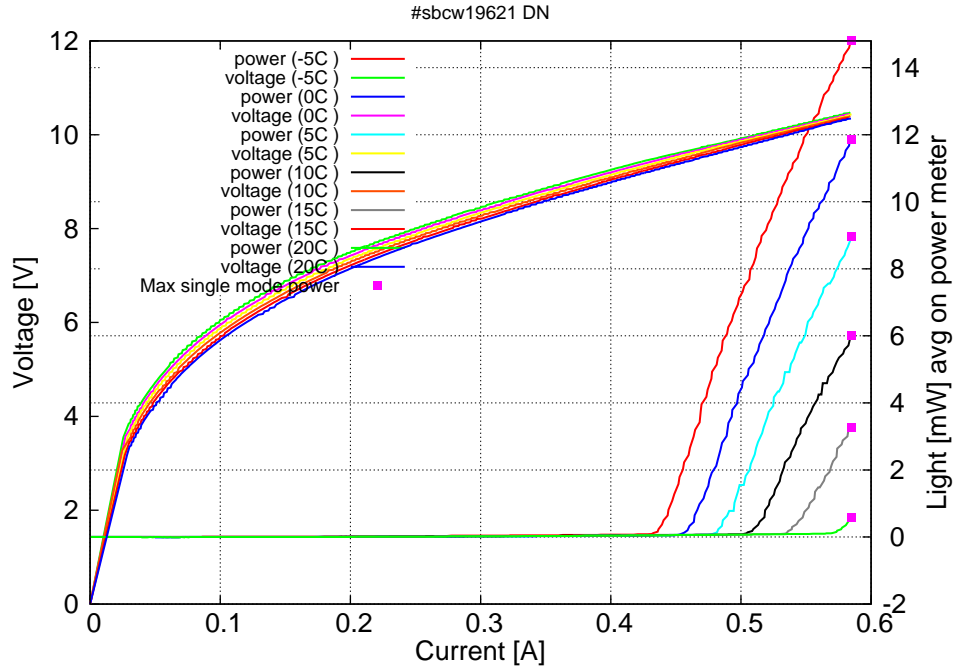


Figure 4: voltage and avg power vs current in continuous-wave operation (the solid squares indicate the maximum singlemode emitted power)

Note: at -5C: $I_{th}=0.43A$ / $V_{th}=9.5V$ (2-wires measurements). Maximum operation current: 0.585A for all temperatures.

Figure 3: spectra at different temperatures for various DC currents

