

**Datasheet for #sbcw4762 DN**

Recommendations:

Please read the User Manual and have a look at the FAQ at <http://www.alpeslasers.ch/?a=142>

**WARNING:** Operating the laser with higher current or voltage than specified in this document may cause damage and will result in loss of warranty, unless Alpes Lasers has permitted to do so!

**WARNING:** Beware of the polarity of the laser. This laser has to be powered with negative current on the laser contact (= bonding pad, corresponding to the label "laser" on the LLH) and the positive current on the base contact (= submount, corresponding to the label "base" on the LLH). To use with a power-supply ILX Lightwave LDX-3232 or equivalent.

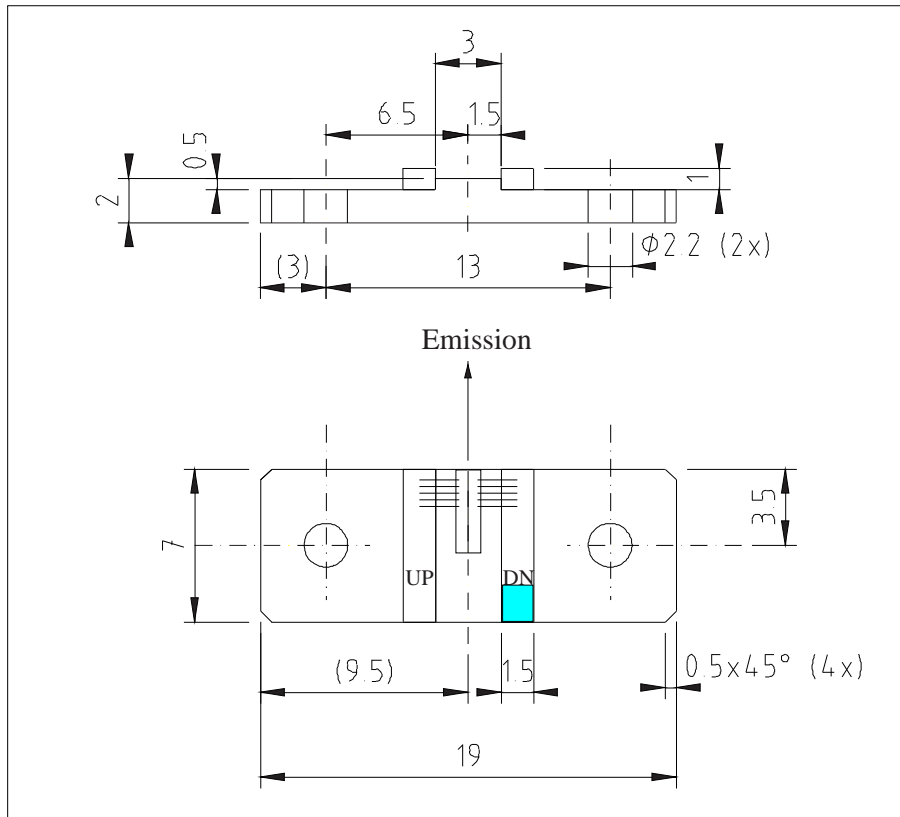


Figure 1: Support mounting for #sbcw4762 DN (please note that the laser is connected to the DN pad drawn in blue)

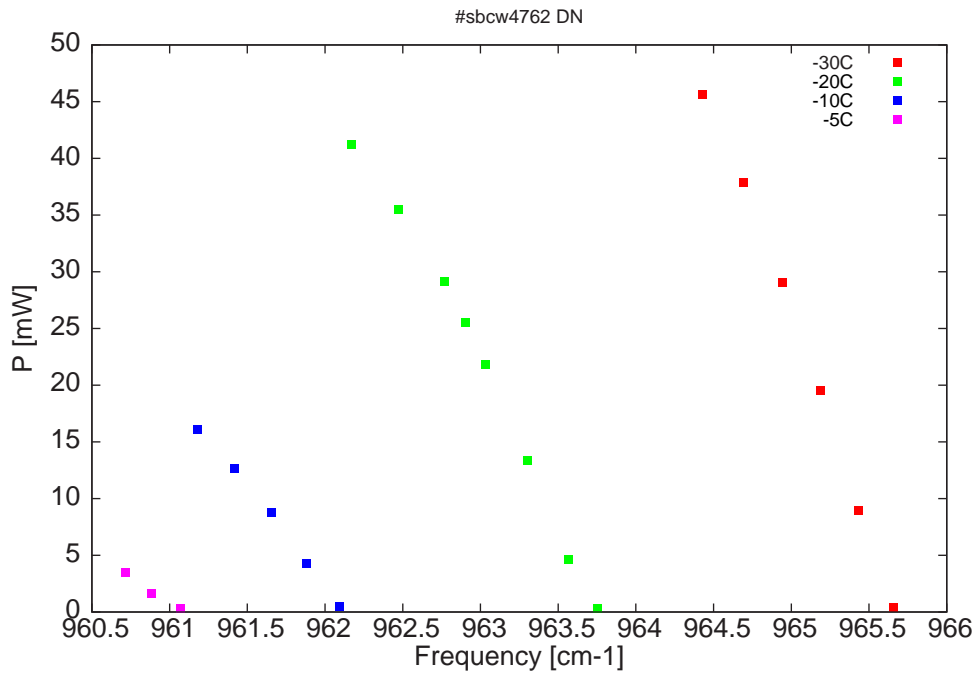


Figure 2: Output power as a function of the singlemode emission frequencies and temperatures

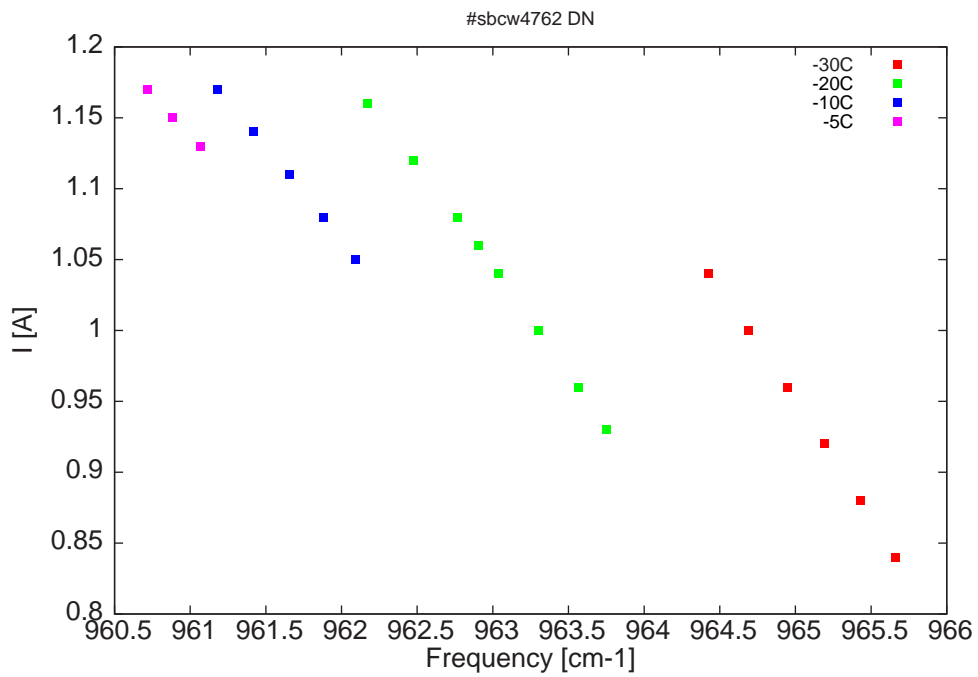


Figure 3: Applied DC current as a function of singlemode emission frequencies and temperatures

$\lambda$ [nm]	$\nu$ [cm <sup>-1</sup> ]	P[mW]	Temp[°C]	$U_{LASER}$ [V]	I[A]
10355.6	965.7	0.4	-30	8.8	0.84
10358.1	965.4	9	-30	9	0.88
10360.6	965.2	19.5	-30	9.1	0.92
10363.3	964.9	29	-30	9.2	0.96
10366	964.7	37.9	-30	9.4	1
10368.9	964.4	45.7	-30	9.5	1.04
10376.1	963.8	0.3	-20	9.1	0.93
10378.1	963.6	4.6	-20	9.2	0.96
10380.9	963.3	13.4	-20	9.3	1
10383.8	963	21.9	-20	9.5	1.04
10385.2	962.9	25.5	-20	9.5	1.06
10386.7	962.8	29.1	-20	9.6	1.08
10389.9	962.5	35.5	-20	9.7	1.12
10393.1	962.2	41.2	-20	9.9	1.16
10394	962.1	0.5	-10	9.5	1.05
10396.3	961.9	4.3	-10	9.6	1.08
10398.7	961.7	8.7	-10	9.7	1.11
10401.3	961.4	12.6	-10	9.8	1.14
10403.9	961.2	16.1	-10	9.9	1.17
10405.1	961.1	0.3	-5	9.8	1.13
10407.1	960.9	1.7	-5	9.8	1.15
10408.9	960.7	3.5	-5	9.9	1.17

Table 1 : singlemode optical output power as function of operating parameters

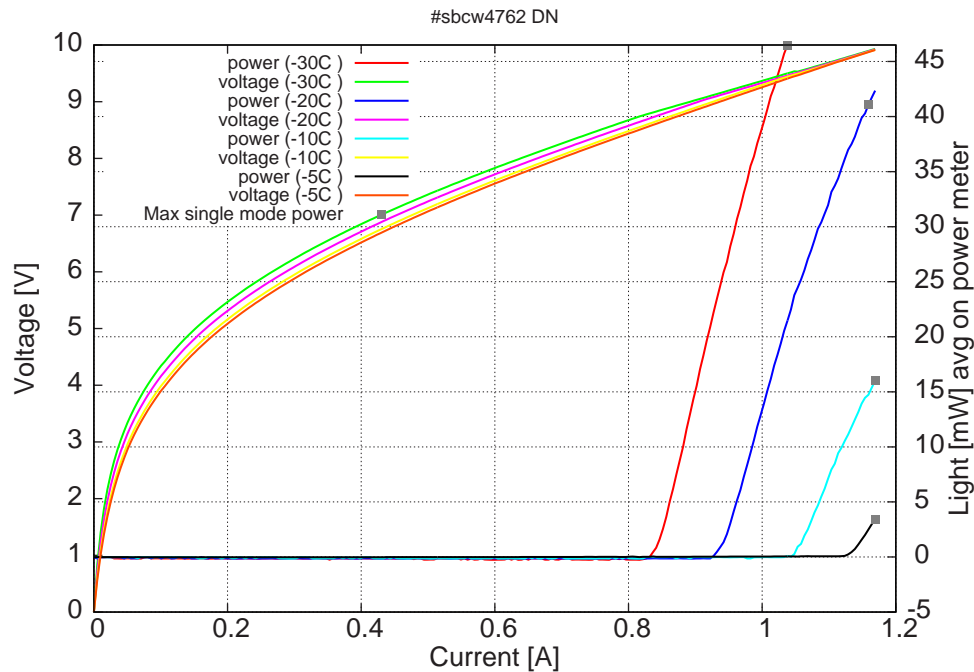


Figure 4: voltage and avg power vs current in continuous-wave operation (the solid squares indicate the maximum singlemode emitted power)

Note: at -30C:  $I_{th}$ =840mA /  $V_{th}$ = 8.8V (2-wires measurements).

Maximum operation current: 1.04A at -30C, 1.17A between -20C and -5C.

Figure 3: spectra between -30C and -5C for various DC currents (all monomode)

