

Datasheet for #sbcw7628 DN

Recommendations:

Please read the User Manual and have a look at the FAQ at <http://www.alpeslasers.ch/?a=142>

**WARNING:** Operating the laser with higher current or voltage than specified in this document may cause damage and will result in loss of warranty, unless Alpes Lasers has permitted to do so!

**WARNING:** Beware of the polarity of the laser. This laser has to be powered with negative bias and positive bias on the specific zones drawn below. To use with an ILX Lightwave LDX-3232 laser driver, or equivalent.

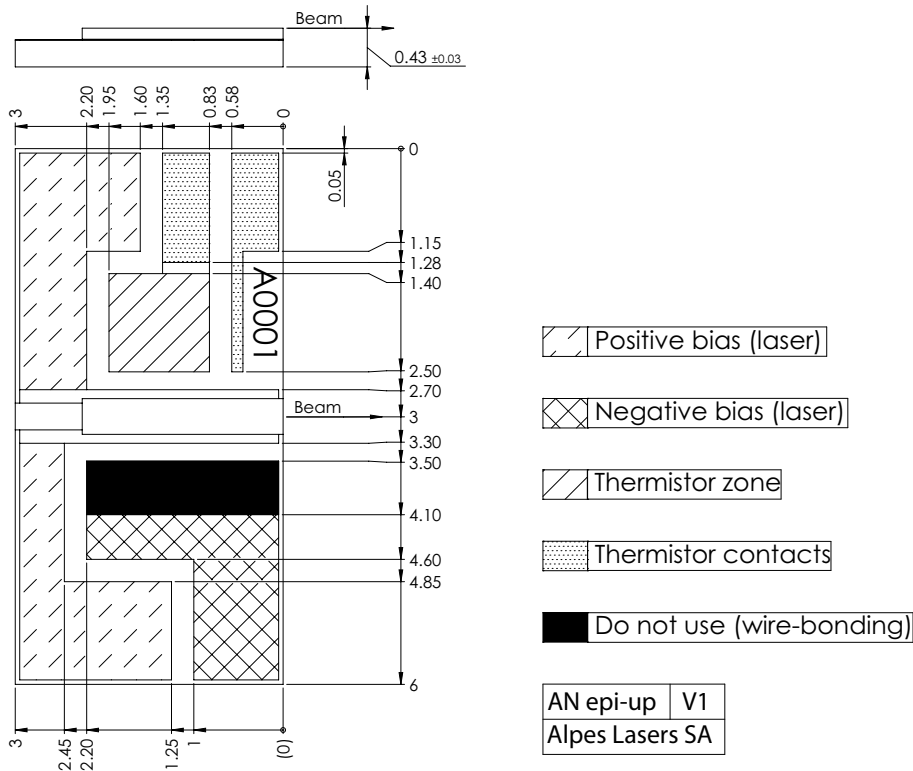


Figure 1: Support mounting for #sbcw7628 DN (please note that AlN submount numbering is A01AA)

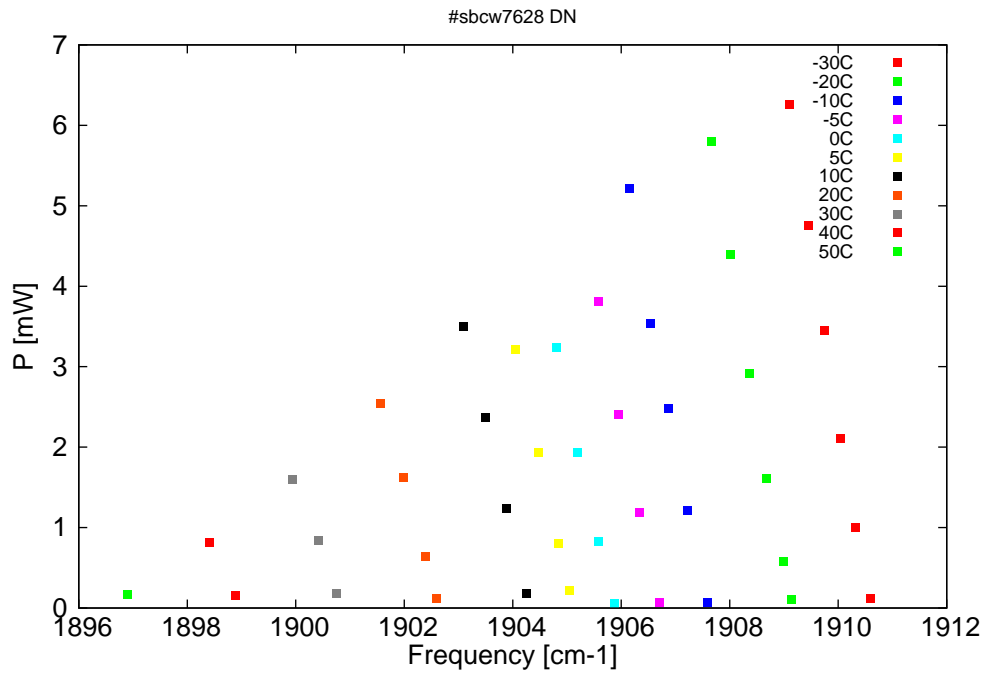


Figure 2: Output power as a function of the singlemode emission frequencies and temperatures

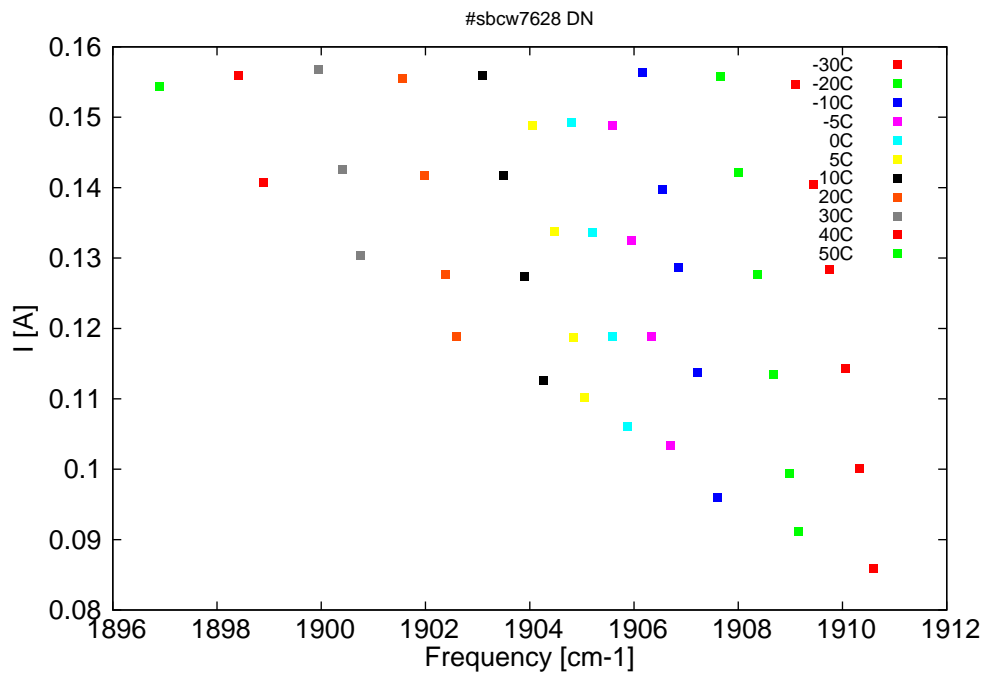


Figure 3: Applied DC current as a function of singlemode emission frequencies and temperatures

$\lambda$ [nm]	$\nu$ [cm <sup>-1</sup> ]	P[mW]	Temp[°C]	$U_{LASER}$ [V]	I[A]
5234	1910.6	0.1	-30	7.8	0.09
5234.7	1910.3	1	-30	8	0.1
5235.5	1910.1	2.1	-30	8.2	0.11
5236.3	1909.8	3.4	-30	8.4	0.13
5237.1	1909.4	4.8	-30	8.7	0.14
5238.1	1909.1	6.3	-30	8.9	0.15
5237.9	1909.1	0.1	-20	7.8	0.09
5238.4	1909	0.6	-20	7.9	0.1
5239.2	1908.7	1.6	-20	8.2	0.11
5240.1	1908.4	2.9	-20	8.4	0.13
5241.1	1908	4.4	-20	8.6	0.14
5242	1907.7	5.8	-20	8.9	0.16
5242.2	1907.6	0.1	-10	7.9	0.1
5243.2	1907.2	1.2	-10	8.1	0.11
5244.2	1906.9	2.5	-10	8.4	0.13
5245.1	1906.5	3.5	-10	8.6	0.14
5246.2	1906.2	5.2	-10	8.8	0.16
5244.7	1906.7	0.1	-5	7.9	0.1
5245.6	1906.3	1.2	-5	8.2	0.12
5246.7	1906	2.4	-5	8.4	0.13
5247.7	1905.6	3.8	-5	8.7	0.15
5246.9	1905.9	0.1	0	8	0.11
5247.7	1905.6	0.8	0	8.2	0.12
5248.8	1905.2	1.9	0	8.4	0.13
5249.9	1904.8	3.2	0	8.7	0.15
5249.2	1905.1	0.2	5	8	0.11
5249.8	1904.8	0.8	5	8.1	0.12
5250.8	1904.5	1.9	5	8.4	0.13
5252	1904	3.2	5	8.7	0.15
5251.4	1904.3	0.2	10	8	0.11
5252.4	1903.9	1.2	10	8.3	0.13
5253.5	1903.5	2.4	10	8.5	0.14
5254.6	1903.1	3.5	10	8.8	0.16
5256	1902.6	0.1	20	8.1	0.12
5256.6	1902.4	0.6	20	8.2	0.13
5257.7	1902	1.6	20	8.5	0.14
5258.8	1901.6	2.5	20	8.7	0.16
5261.1	1900.8	0.2	30	8.3	0.13
5262	1900.4	0.8	30	8.5	0.14
5263.3	1899.9	1.6	30	8.7	0.16
5266.2	1898.9	0.2	40	8.4	0.14
5267.6	1898.4	0.8	40	8.7	0.16
5271.8	1896.9	0.2	50	8.7	0.15

Table 1: Singlemode optical output power as function of operating parameters.

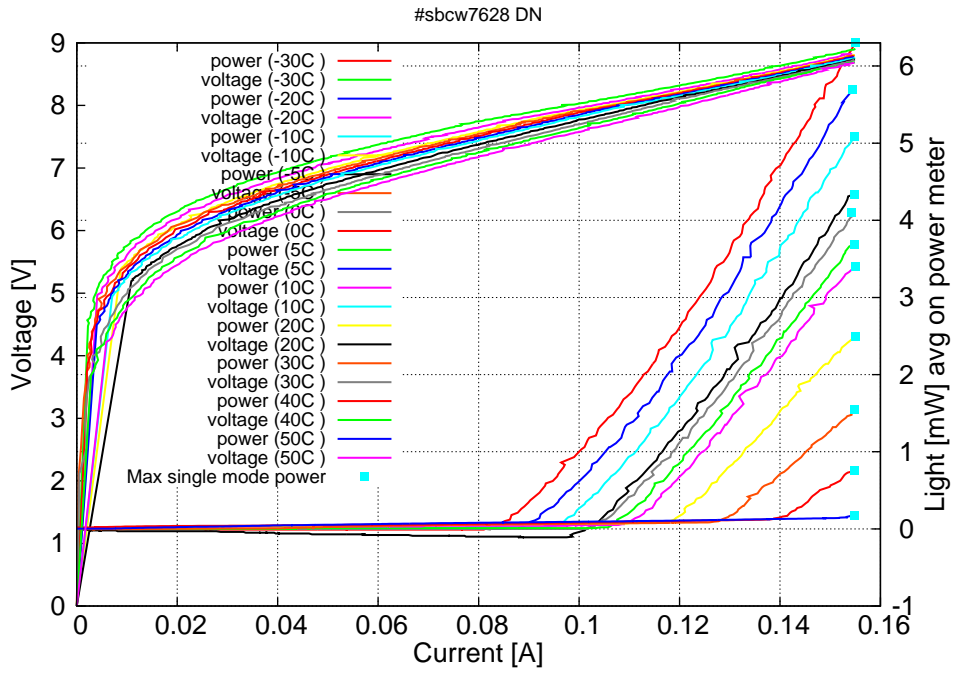


Figure 4: voltage and avg power vs current in continuous-wave operation (the solid squares indicate the maximum singlemode emitted power)

Note: at -30C:  $I_{th}=0.08A$  /  $V_{th}=7.8V$  (2-wires measurements). Maximum operation current: 0.155A for all temperatures.

Figure 3: spectra at different temperatures for various DC currents

